



Freegal: Music

Download 5 songs a week to your computer or by using the Freegal app on your mobile device.

The best part: the songs are free and you get to keep them!

Supported Devices:

- Computer with Internet access
- Android devices
- Apple devices

Find help with Freegal at: <http://bcpl.freegalmusic.com/questions>

Set-up

What you need

1. A Boone County Public Library card.
2. Computer or device with Internet access.

Freegal on a mobile device



Getting Started

1. Go to **App Store**, **Play Store**, etc.
2. Search for **Freegal**.
3. Tap **Install**.
4. Tap **Open**.

Logging in with Freegal App


1. Type **Zip Code**.
2. Tap **Boone County Public Library**.
3. Type **Boone County Public Library card number** (no spaces).
4. Tap **Login**.

Getting Music

1. Choose a song from the National Top Ten or Library Top Ten, or search for music by tapping on the **Magnifying Glass**.
2. Type a song, artist, etc. and tap **Go**.
3. Tap the blue play button  to listen to a sample.
4. Tap the download button  to download song.

Listening to Music

1. The song will now be in **My Music**.



2. Choose song and tap on  blue play button to listen

Freegal on a computer

Getting Started


Log into Freegal

1. Go to www.bcpl.org
2. Click **Freegal Music** toward the bottom under **Free Downloads**.
3. Click **Login**.
4. Type your **Boone County Public Library card number** (no spaces).
5. Click **Login**.

Getting Music

1. Search for artist, song, etc.
 - a. Narrow search by clicking on the down arrow next to Search All to search by Albums, Artists, etc.



2. Click the blue play button  to listen to a sample.
3. Click **Download** to get song.



4. Click **Save As to Desktop**.
5. Plug in your device.
6. Click and drag the song files from **Desktop** onto your device.

Downloading music on computer and transferring to iTunes

1. Open **iTunes**.
2. Click on **Music**.
3. Click and drag the song files from **Desktop** into the **Music list**.
4. Plug in your device.
5. Click on the device's name.
6. Click on **Music** tab.
7. Click on **Sync**. Song(s) will be in iTunes music app.
8. Close device and exit iTunes.

Downloading the song again (Downloads available for two weeks)

1. Log into **Freegal**.
2. Go to **My Downloads**.
3. Download song again.