




# TAKE-HOME FUN!

Early Literacy Tips, Activities & More



## tales' tip

Reading and talking about what you **read** helps your children get ready to read on their own. Encourage questions and discussions during and after reading together.

(Storytimes for Everyone! book)

## activity

Practice doing mehendi (henna) at home. Use paper to trace your hand and then cut out its shape. Now, you can use the outline to draw your own mehendi designs. Some popular designs for kids include butterflies (represent peace), stars, flowers, and peacocks (connects with future success). You can include these or add whatever you can dream of!

## digital fun

World of Wonders

<https://bcpl.idm.oclc.org/login?url=https://jfk.infobase.com/PortalPlaylists.aspx?seriesID=82623&wID=104125>

## READ

[Desert Girl, Monsoon Boy](#)

By: Tara Dairman

[Outside My Window](#)

By: Linda Ashman

[A Good Trade](#)

By: Alma Fullerton

## PLAY

Pretend to travel around the world. Use household items to make planes, buses, and other forms of transportation. Work together to write signs for the different places you're pretending to visit.

## TALK

**TALK** about places you have visited in the past. Ask your child what their favorite parts of these visits were. Talking can help improve their vocabulary and get them ready to read!

## SING

**Cabeza, Hombros, Rodillas y Pies**  
(Head, Shoulders, Knees, and Toes in Spanish)

Cabeza, hombros, rodillas y pies,  
Rodillas y pies.

Cabeza, hombros, rodillas y pies,  
Rodillas y pies.

Ojos, orejas, boca y nariz...

Cabeza, hombros, rodillas y pies,  
Rodillas y pies!

## WRITE

**WRITE** a list of places that your family would like to travel to. Work together to come up with the list. Once it's written, see if you can find the letters to everyone's names in the travel locations.