




TAKE-HOME FUN!

Early Literacy Tips, Activities & More



tales' tip

TALK

When someone asks a child questions about the stories they read together, the more easily that child can make connections between the books and his/her own life. This gets children excited to read more books.

-Colorado Libraries for Early Literacy

activity

Grouping objects by color, size, or shape is a developmental milestone for cognition—which is learning, thinking, and problem-solving.

You can use everyday objects to practice matching and grouping. Easily-matched objects include cups, plates, bowls, colored socks, printed online images, or spoons. Tailor the game for your child's age and development.

digital fun

[Simon Says Game—The Kiboomers Preschool Songs—Brain Break](#)

<https://www.youtube.com/watch?v=lob3Q7TKmQQ>

READ

Can You Make a Scary Face?

by Jan Thomas

Don't Push the Button!

by Bill Cotter

Please, Open This Book!

by Adam Lehrhaupt

Shake the Tree!

by Chiara Vignocchi

PLAY

Use a paper plate and craft stick to make a balloon tennis racket. Hit an inflated balloon with your racket. Try to keep the balloon in the air. Don't let it touch the ground! This game helps with motor skills and keeps kids moving. Balloon tennis is a great rainy day activity for child and caregiver to play together!

TALK

While reading to your child, ask questions to see if they can make predictions about the story. If you read a word they may not be familiar with, ask if they know what it means. Questions are a great way to engage your child in the story, expand their vocabulary, and help with comprehension.

SING

I Have a Little Ladybug (Tune: Mary Had a Little Lamb)

I have a little ladybug,
ladybug, ladybug.
I have a little ladybug,
Its wings are black and red.
See the little ladybug,
Ladybug, ladybug.
See the little ladybug,
Flying here and there.
Now it's landing on the ground,
On the ground, on the ground.
Now it's landing on the ground,
And crawling everywhere.

Let's All Do a Little Clapping (Tune: We Wish You A Merry Christmas)

Let's all do a little clapping,
A little clapping,
A little clapping,
Let's all do a little clapping,
And have lots of fun!

Verses: *Stretching *Jumping
*Spinning *Stomping *Shaking

WRITE

Working on early writing skills can be as easy and fun as making different kinds of lines. Let your child draw a picture of a person. Use various kinds of lines to create the hair. Demonstrate different kinds of lines for your child (curly, straight, zig zag, spiral, etc.).