




TAKE-HOME FUN!

Early Literacy Tips, Activities & More



tales' tip

Encourage children to **talk** about their art by asking open-ended questions. "Can you tell me about what you are working on?" Or "what is happening in this picture?" This helps children connect what they are creating to experiences in their life.

-Early Childhood Learning and Knowledge Center

activity

Take a trip to the Cincinnati Art Museum. General admission is free!

953 Eden Park Drive
Cincinnati, OH 45202

digital fun

Create some mess free digital art and take fun quizzes

<https://www.tate.org.uk/kids>

READ

[I Can't Draw](#)

By Stephen W. Martin

[Masterpiece Mix](#)

By Roxie Munro

[Mouse Paint](#)

By Ellen Stoll Walsh

[Monsters Love Colors](#)

By Mike Austin

[Color and Me](#)

Michaela Dias-Hayes

PLAY

Don't be afraid to get messy! Set out a variety of materials and let your kid explore the various ways they can create art.

TALK

Art is all around us! Talk to your kids about what art they are seeing in everyday life such as a logo on a box of mac and cheese, or the pictures in their favorite bedtime book!

SING

I'm an Artist
(tune of Frere Jacques)

Painting, painting
Colors mixing
Art is fun, art is fun.
I like drawing pictures
With crayons and markers
Now I'm done! Art is fun!

Squishing play dough
Making squiggles
Art is fun, art is fun.
Roll it out and shape it
See what I am making
Now I'm done! Art is fun!

Get the paper
And the scissors
Art is fun, art is fun.
Working with a glue stick
Making a collage.
Now I'm done! Art is fun!

WRITE

Drawing and even scribbling are good ways to practice fine motor skills necessary for writing. Put out some blank paper and crayons and let your little create their very own scribble masterpiece!