




# TAKE-HOME FUN!

Early Literacy Tips, Activities & More



## tales' tip

Learning through **PLAY** is relaxed, fun, and creative. Through a single enjoyable activity, your child can learn about following directions, taking turns, and showing appreciation to others, all skills that are necessary for healthy development.  
Early Literacy Storytimes @ Your Library Tip Cards

## activity

Play *Head, Shoulders, Knees, and Toes* with your child. Once they have the basics, try doing a round of fast, super fast, and super slow *Head, Shoulders, Knees and Toes*. This activity can help children learn how to follow directions while having fun!

## digital fun

Watch the silly tale of Dr. Seuss' *Cat in the Hat* brought to life in animation.

[Access Video Just for Kids!](#) - From the BCPL Resources page

## READ

[No, David!](#)  
by David Shannon

[Interrupting Chicken](#)  
by David Ezra Stein

[I Want My Hat Back](#)  
by Jon Klassen

[I Ain't Gonna Paint No More!](#)  
by Karen Beaumont

## PLAY

Let your child use their imagination to go on a silly adventure. You could turn a laundry hamper into a ship, call someone on a banana phone, or play in a band using instruments made from pots and pans.

## TALK

Tell each other some of your favorite knock-knock jokes or silly stories. The sillier, the better! If you need inspiration, check out a joke book from BCPL.

## SING

**Silly Hat Song**  
(Tune: *This Old Man*)  
(Props: Use a real hat and follow along)

On my head, I wear my hat.

It is such a silly hat.

That my head wiggles to and fro,

Where else can my silly hat go?

(Repeat for other body parts, then do "hands" for the final verse.)

On my hands, I wear my hat.

It is such a quiet hat.

That my hands don't wiggle,

They just go clap,

Then I set them on my lap.

## WRITE

Use unconventional materials to write your name or create a silly picture. Consider using play-doh, shaving cream, beads, or anything else you have around your home.